




Crane Hand Signals



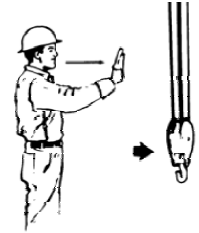
SWING. Arm extended, point with finger in direction of swing of boom.




STOP. Arm extended, palm down, move arm back and forth horizontally.




EMERGENCY STOP. Both arms extended, palms down, move arms back and forth horizontally.




TRAVEL. Arm extended forward, hand open and slightly raised; make pushing motion in direction of travel.



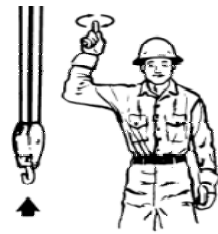
DOG EVERYTHING. Clasp hands in front of body.



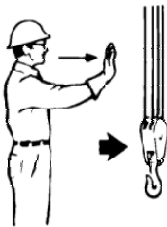
TRAVEL (Both Tracks). Use both fists in front of body, making a circular motion about each other, indicating direction of travel, forward or backward. *(for land cranes only)*




LOWER. With arm extended downward, forefinger pointing down, move hand in a small horizontal circle.



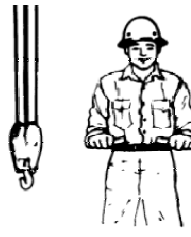
HOIST. With forearm vertical, and forefinger pointing up, move hand in small horizontal circle.




BRIDGE TRAVEL. Arm extended forward, hand open and slightly raised; make pushing motion in direction of travel.




EXTEND BOOM. (Telescoping Booms). Both fists in front of body with thumbs pointing outward.



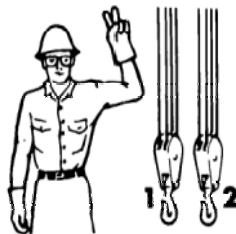
RETRACT BOOM. (Telescoping Booms). Both fists in front of body with thumbs pointing toward each other.




TRAVEL (One Track). Lock the track on side indicated by raised fist. Travel opposite track in direction indicated by circular motion of other fist, rotated vertically in front of body. *(for land cranes only)*



TROLLEY TRAVEL. Palm up, fingers closed, thumb pointing in direction of motion, jerk hand horizontally.



MULTIPLE TROLLEYS. Hold up one finger for block marked "1" and two fingers for block marked "2". Regular signals follow.



MOVE SLOWLY. Use one hand to give any motion signal and place other hand motionless in front of hand giving the motion signal. *(Hoist slowly shown as example)*